

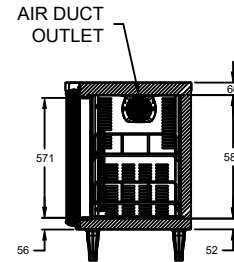
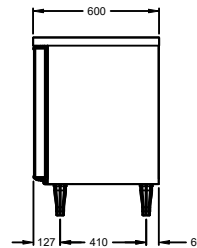
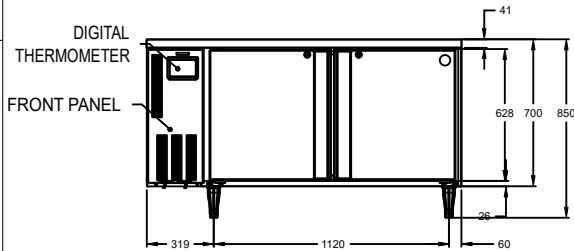
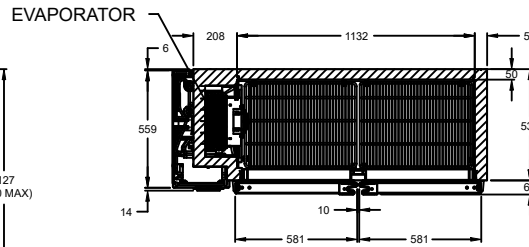
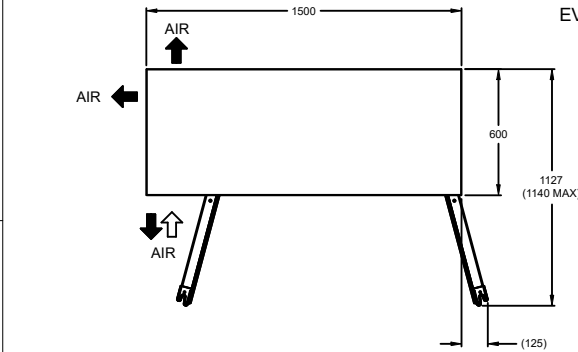
NOTE: COMPONENT AND ASSEMBLY MUST BE COMPLIANT TO APPLICABLE RECENT ROHS DIRECTIVES.

OPTIONS:

1. PLASTIC 90MM HEIGHT LEG ARE AVAILABLE AS OPTION.
(MACHINE OVERALL HEIGHT WILL DECREASE BY 60 MM)
2. CASTOR 124MM HEIGHT ARE AVAILABLE AS OPTION (REFER SHEET 2)
3. BOTTOM & REAR PANEL CAN BE AVAILABLE IN SUS 430.

CHANGE NOTE

REVISION	SHEET NO	ZONE	DETAILS	ECN	DATE	DRAWN



ITEM	HOSHIZAKI FREEZER
MODEL	FTWH156MS4/FTWH156LS4
POWER SUPPLY	SINGLE PHASE, 230V AC, 50HZ
RATED CURRENT	2.5 AMPS
RATED POWER	550W
HEAT REJECTION	1.083 kW
POWER CORD	10 AMPS / 3 METER
EFFECTIVE CAPACITY	308 L
OUTSIDE DIMENSIONS	1500 (W) X 600 (D) X 850 (H - WITH 150MM LEG)
INSIDE DIMENSIONS	1132 (W) X 480 (D) X 588 (H)
EXTERIOR	SS 430 HAIRLINE NO 4 FINISH, GALVANIZED STEEL POWDER COATED (REAR/BOTTOM)
INTERIOR	SS 430 HAIRLINE NO 4 FINISH
INSULATION	POLYURETHANE FOAM (CFC FREE)
INSULATION FOAM BLOWING AGENT	CYCLOPENTANE
REFRIGERATION SYSTEM	FORCED AIR CIRCULATION
DEFROST STSTEM	HEATER DEFROST (295W)
COMPRESSOR	HERMETIC 650 W
CONDENSER	FORCED (WIRE ON TUBE)
EVAPORATOR	FORCED (FIN & TUBE)
REFRIGERANT/ CHARGE	R-290 / 75 Gram
TEMP. CONTROL	ELECTRONIC ADJUSTABLE FROM -7°C TO -23°C
DEFROST CONTROL	BY TEMPERATURE CONTROLLER
ELECTRIC CIRCUIT PROTECTION	NON RESETTABLE FUSE (GLASS FUSE) 10 AMP
COMPRESSOR PROTECTION	MOTOR PROTECTOR
LEG	PLASTIC ADJUSTABLE 150 TO 170MM
SHELF	4 PCS
WEIGHT	NET: 104KG (GROSS: APPROX 124KG)
PACKAGE	CARTON (WOODEN PALLET) 1570MM (W) X 670MM (D) X 875MM(H)
ASSESSORIES	SHELF CLIPS
OPERATING CONDITIONS	AMBIENT TEMPERATURE : 5 - 43°C VOLTAGE RANGE RATED VOLTAGE ±6%
CABINET LAMP (FOR LS4 VERSION)	LED STRIP TYPE 1000MM, 7.5W, DC24V
LAMP DRIVER (FOR LS4 VERSION)	ELECTRONIC DRIVER 8.5W / 12V

*WE RESERVE THE RIGHT TO MAKE CHANGES IN SPECIFICATIONS AND DESIGN WITHOUT PRIOR NOTICE

1. INSTALL THE PRODUCT PROPERLY IN ACCORDANCE WITH THE INSTRUCTIONS ON LOCATION, ELECTRICAL CONNECTIONS STATED IN THE INSTRUCTION MANUAL PROVIDED.
ALLOW 10MM EXTRA SPACE AT THE INSTALLATION SITE TO MEET ANY INSTALLATION REQUIREMENTS (ADDITIONAL SPACING IS ALSO REQUIRED FOR PROPER AIR FLOW AND PIPE CONNECTIONS).
2. THE HEAT REJECTION IS BASED ON THE REACHED PULL DOWN TEMPERATURE AT AMBIENT TEMPERATURE OF 43°C AND POWER SUPPLY OF 230VAC 50HZ.
THE AMPERAGE AND ELECTRIC CONSUMPTION ARE BASED ON MEASUREMENT AT AMBIENT TEMPERATURE OF 43°C AND POWER SUPPLY OF 230VAC 50HZ.
3. TOLERANCE ON WEIGHT IS ±5 KG

THIS ASSEMBLY DRAWING IS FOR ILLUSTRATION PURPOSE.
COMPONENTS, ASSEMBLY SEQUENCE MAY VARY DEPENDING UPON MANUFACTURING PRACTICES SPECIFIC TO MANUFACTURING LOCATIONS.
REFER PROCESS WORK INSTRUCTIONS FOR MORE DETAILS ON ASSEMBLY.
REFER SAP BOM FOR EXACT MATERIAL CONSUMPTION.

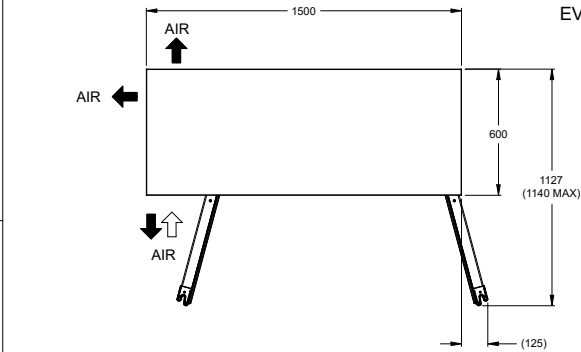
UNSPECIFIED TOLERANCES						
DIM	<6	6-30	30-120	120-400	400-1000	>1000
TOL	N/A	±1.0	±1.5	±2.0	±2.5	±3.0
UNSPECIFIED TOL. ON ANGLE ±0.5						
1	DIMENSIONS ARE IMPORTANT.					
2	REFERENCE DIMENSIONS ARE MARKED WITH * (1/17)					
3	PART SHOULD BE FREE FROM SHARP EDGES & BURRS					
REFERENCE STANDARD						
-						

STANDARD	ALL SUS430 FTWH156MS4	TITLE	UNDERCOUNTER FREEZER		DWG. NO:	0711909	REVISION	A
LED VERSION	FTWH156LS4	SCALE: NTS	MODEL FTWH156MS4/FTWH156LS4		SAP CODE	-		
ALL DIMENSIONS ARE IN MM		DRAWN BY	ROSHAN		RELEASE DATE	21.12.2023		
CHECKED BY		PRATAP		SHEET		1 OF 2		
APPROVED BY		PARESH		RELEASE STAGE:		RELEASED		

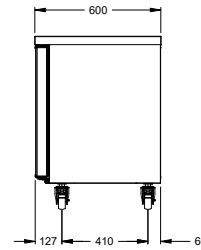
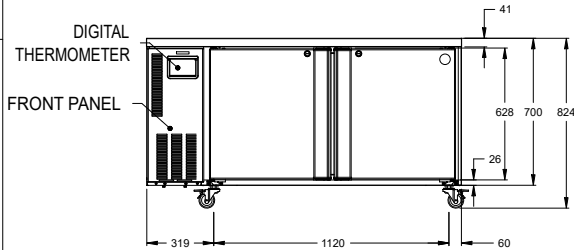
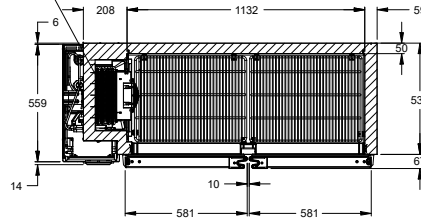
NOTE: COMPONENT AND ASSEMBLY MUST BE COMPLIANT TO APPLICABLE RECENT ROHS DIRECTIVES.

OPTIONS:

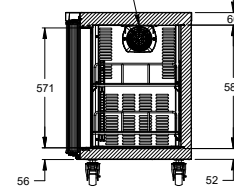
1. BOTTOM & REAR PANEL CAN BE AVAILABLE IN SUS 430.



EVAPORATOR



AIR DUCT
OUTLET



*WE RESERVE THE RIGHT TO MAKE CHANGES IN SPECIFICATIONS AND DESIGN WITHOUT PRIOR NOTICE

1. INSTALL THE PRODUCT PROPERLY IN ACCORDANCE WITH THE INSTRUCTIONS ON LOCATION, ELECTRICAL CONNECTIONS STATED IN THE INSTRUCTION MANUAL PROVIDED.
ALLOW 10MM EXTRA SPACE AT THE INSTALLATION SITE TO MEET ANY INSTALLATION REQUIREMENTS (ADDITIONAL SPACING IS ALSO REQUIRED FOR PROPER AIR FLOW AND PIPE CONNECTIONS).
2. THE HEAT REJECTION IS BASED ON THE REACHED PULL DOWN TEMPERATURE AT AMBIENT TEMPERATURE OF 43°C AND POWER SUPPLY OF 230VAC 50HZ.
THE AMPERAGE AND ELECTRIC CONSUMPTION ARE BASED ON MEASUREMENT AT AMBIENT TEMPERATURE OF 43°C AND POWER SUPPLY OF 230VAC 50HZ.
3. TOLERANCE ON WEIGHT IS ± 5 KG

ITEM	HOSHIZAKI FREEZER
MODEL	FTWH156MS4/FTWH156LS4
POWER SUPPLY	SINGLE PHASE, 230V AC, 50HZ
RATED CURRENT	2.5 AMPS
RATED POWER	550W
HEAT REJECTION	1.083 kW
POWER CORD	10 AMPS / 3 METER
EFFECTIVE CAPACITY	308 L
OUTSIDE DIMENSIONS	1500 (W) X 600 (D) X 824 (H - WITH CASTOR)
INSIDE DIMENSIONS	1132 (W) X 480 (D) X 588 (H)
EXTERIOR	SS 430 HAIRLINE NO 4 FINISH, GALVANIZED STEEL POWDER COATED (REAR/BOTTOM)
INTERIOR	SS 430 HAIRLINE NO 4 FINISH
INSULATION	POLYURETHANE FOAM (CFC FREE)
INSULATION FOAM BLOWING AGENT	CYCLOPENTANE
REFRIGERATION SYSTEM	FORCED AIR CIRCULATION
DEFROST STSTEM	HEATER DEFROST (295W)
COMPRESSOR	HERMETIC 650 W
CONDENSER	FORCED (WIRE ON TUBE)
EVAPORATOR	FORCED (FIN & TUBE)
REFRIGERANT/ CHARGE	R-290 / 75 Gram
TEMP. CONTROL	ELECTRONIC ADJUSTABLE FROM -7°C TO -23°C
DEFROST CONTROL	BY TEMPERATURE CONTROLLER
ELECTRIC CIRCUIT PROTECTION	NON RESETTABLE FUSE (GLASS FUSE) 10 AMP
COMPRESSOR PROTECTION	MOTOR PROTECTOR
CASTOR	4 NOS NON ADJUSTABLE
SHELF	4 PCS
WEIGHT	NET: 106KG (GROSS: APPROX 126KG)
PACKAGE	CARTON (WOODEN PALLET) 1570MM (W) X 670MM (D) X 875MM(H)
ASSESSORIES	SHELF CLIPS
OPERATING CONDITIONS	AMBIENT TEMPERATURE : 5 - 43°C VOLTAGE RANGE RATED VOLTAGE $\pm 6\%$
CABINET LAMP (FOR LS4 VERSION)	LED STRIP TYPE 1000MM, 7.5W, DC24V
LAMP DRIVER (FOR LS4 VERSION)	ELECTRONIC DRIVER 8.5W / 12W

STANDARD	ALL SUS430 FTWH156MS4	TITLE	UNDERCOUNTER FREEZER	DWG. NO:	0711909	REVISION	A
LED VERSION	FTWH156LS4	SCALE: NTS		SAP CODE	-		
		ALL DIMENSIONS ARE IN MM					
DRAWN BY	ROSHAN	MODEL	FTWH156MS4/FTWH156LS4				
CHECKED BY	PRATAP	RELEASE DATE	21.12.2023	SHEET	2 OF 2		
APPROVED BY	PARESH	RELEASE STAGE:	RELEASED				

